

For Tension Tests ≤ 500 N


	Long clamp for tension and rupture tests up to 500 N, clamping width: 3 mm, thread: M6	AC 17R 1 piece AC 17 2 pieces
	Angle bracket for tension and rupture tests up to 500 N (e.g. for cable tests), clamping width: 22 mm, thread: M6	AC 01R 1 piece AC 01 2 pieces
	Fine point clamp for tension and rupture tests up to 500 N, width 15 mm, clamping width: 4 mm, thread: M6	AC 14R 1 piece AC 14 2 pieces
	Fine point clamp for tension and rupture tests up to 500 N, width 22 mm, clamping width: 4 mm, thread: M6	AC 22R 1 piece AC 22 2 pieces
	Screw tension clamp for 100 N for laboratory tensile force measurements, incl. jaws with pyramid grip, clamping width: 4 mm, thread: M6 Further jaws on request	AD 900 1 1 piece 
	Screw tension clamp for 400 N for laboratory tensile force measurements, incl. jaws with pyramid grip 1 with adapter structure for AD-system, 2 with M6 thread, clamping width: 8 mm Further jaws on request	AD 9005 1 piece 

For Tension Tests ≤ 5000 N

	Flat jaw attachment for tension tests up to 5 kN (e.g. textile, paper etc.), clamping width: 4 mm, thread: M6	AC 03R 1 piece AC 03 2 pieces
	Parallel jaw grip for tension and rupture tests up to 5 kN, clamping width: 5 mm, thread: M10	AC 12R 1 piece AC 12 2 pieces
	High capacity small clamp for tension and rupture tests up to 5 kN, clamping width: 5 mm, thread: M10	AC 16R* 1 piece AC 16* 2 pieces
	2 wide jaw grip attachment for tension and extraction tests up to 5 kN, jaw width 60 mm, clamping width: 33 mm, thread: M10	AC 18R 1 piece AC 18 2 pieces
	Rolling-clamp attachment for tension and rupture tests up to 5 kN, thread: M10	AC 11R 1 piece
	Eccentric roll clamp in particular for cable tests up to 5 kN, 10×30 mm slotted hole, clamping width: 9 mm	AC 41* 1 piece
	Drum clamp typically for cable connector extraction tests up to 5 kN, for test objects with \varnothing from 1,5 mm up to 8 mm, thread: M10	AC 42* 1 piece
	Wedge tension clamp up to 5 kN, for tensile force tests, due to the wedge shape of the clamp the specimen is clamped automatically with increasing load, clamping width up to 10 mm, jaws with pyramid grip	AD 9080 1 piece 
	Rope and thread tension clamp up to 1 kN, Suitable for wires up to a diameter of 2 mm, belts up to 7 mm width, incl. jaws with rubberised surface	AD 9120 1 piece 

 *ONLY WHILE STOCKS LAST


For Tension Tests ≤ 5000 N



Rope and thread tension clamp **AD 9121**
 up to 5 kN, for clamping belts, ropes, wires, etc.
 Suitable for wires up to a diameter of 5 mm, belts up to 8 mm. Jaws with pyramid grip

1 piece


PREMIUM
★★★



Roller tension clamp **AD 9205**
 up to 1 kN, can clamp on one side and eccentrically. Suitable for tensile force tests with belts or any other soft, flexible, flat material with a maximum sample thickness of 7 mm, incl. rollers with pyramid grip, the opposite clamping surface is smooth.
 Suitable for test objects up to 50 mm width

1 piece

PREMIUM
★★★




Roller tension clamp **AD 9207**
 up to 5 kN, can clamp on one side and eccentrically. Suitable for tensile force tests with belts or any other soft, flexible, flat material with a maximum sample thickness of 7 mm, incl. rollers with pyramid grip, the opposite clamping surface is smooth.
 Suitable for test objects up to 50 mm width

1 piece

PREMIUM
★★★


For Tension Tests > 5000 N



Belt tension clamp **AD 9250**
 up to 10 kN, open at one end, suitable for tensile force tests with belts or any other soft, flexible, flat materials with a maximum sample thickness of 2,5 mm a test object width up to 22 mm

1 piece


PREMIUM
★★★



Belt tension clamp **AD 9255**
 up to 20 kN, suitable for tensile force tests with belts or any other soft, flexible, flat materials with a maximum sample thickness of 2,5 mm a test object width up to 80 mm

1 piece


PREMIUM
★★★



Wedge tension clamp **AD 9090**
 up to 10kN, for tensile force tests, due to the wedge shape of the clamp the specimen is clamped automatically with increasing load, clamping width up to 10 mm, incl. jaws with pyramid grip
 Further jaws on request

1 piece


PREMIUM
★★★



Wedge tension clamp **AD 9095**
 up to 20kN, for tensile force tests, due to the wedge shape of the clamp the specimen is clamped automatically with increasing load, clamping width up to 13 mm, incl. jaws with pyramid grip
 Further jaws on request

1 piece

PREMIUM
★★★



Wedge tension clamp **AD 9096**
 up to 50kN, for tensile force tests, due to the wedge shape of the clamp the specimen is clamped automatically with increasing load, clamping width up to 13 mm, incl. jaws with pyramid grip
 Further jaws on request

1 piece















PREMIUM
★★★

Tip
 Have you not found the right fastener? We are happy to manufacture individual fastening options according to your specifications, for all details see page 24

For Compression Tests > 500 N

	Concave force sensor with optimised radius for the measurement particularly of arms and legs up to 1 kN, inner thread: M6	AC 45 1 piece
	Flat square-shaped sensor for lateral power sensing of back, chest or arm up to 1 kN, inner thread: M6	AC 46 1 piece
	Round sensor to measure particular muscle groups, such as, for example, the shoulder up to 1 kN, inner thread: M6	AC 47 1 piece
	Pressure disc out of aluminium, thickness 10 mm, for compression tests up to 5 kN, diam. 110 mm, outer thread: M12	AFH 06 1 piece
	Pressure disc for compression tests up to 5 kN (e.g. plastics), \varnothing 49 mm, inner thread: M10	AC 08R* 1 piece AC 08* 2 pieces
	Ball-shaped head made of nickel-plated steel for compression and fracture tests up to 5 kN, (e.g. foam, glass), thread: M6/M10 Ball radius: 5mm/8mm	AC 02 1 piece each
	Small 3-point bending device (steel) up to 10 kN, central scale 80-0-80 mm. Consisting of one support beam, two support brackets and a curved fin each with permanently fixed radii, radii on request. Gap between the two support brackets 4-170 mm. Width of the brackets 30 mm	AD 9300 1 piece 

For Tension and Compression Tests

	Threaded adapters made of steel for SAUTER force measuring devices, clamps and test stands, external thread 1: M6 external thread 2: M12	AFM 14 1 piece 
	Threaded adapters made of steel, for SAUTER force gauges, clamps and test stands, external thread: M10 internal thread: M6	AFM 05 1 piece 
	Threaded adapters made of steel, for SAUTER force gauges, clamps and test stands, external thread: M12 internal thread: M10	AFM 16 1 piece 
	Threaded adapters made of steel for SAUTER force gauges and clamps, external thread: M6 internal thread: M8	AFM 22 1 piece 
	Threaded adapters made of steel, for SAUTER force gauges, clamps and test stands, external thread: M10 internal thread: M6	AFM 07 1 piece 
	Grub screw made of steel for SAUTER clamps and test stands, external thread: M6	AFM 20 1 piece 
	Threaded adapters made of steel, for SAUTER force gauges, clamps and test stands, external thread: M10 internal thread: M8	AFM 23 1 piece 

Numerous more adapters on request.

 *ONLY WHILE STOCKS LAST

For Tension Tests ≤ 500 N



Standard small clamp

Opening width (inside the jaws): 0-7 mm, for tensile tests up to 500 N, thread M6. Overload protection: 150 % of [Max]. Easy handling without tools, the opening and closing of the jaws can be made with the rotary knob on the upper side. Presetting of the jaw opening via attached screws. Pretension due to built-in springs

AE 01

1 piece



Wide jaw clamp

Opening width (inside the jaws): 0-6 mm, for tensile tests up to 500 N, thread M6. Overload protection: 150 % of [Max]. Easy handling without tools, the opening and closing of the jaws can be made with the rotary knobs on the upper side

AE 02

1 piece



Belt tension clamps

Opening width (inside the jaws): 0-4 mm, for tensile tests up to 500 N, thread M6. Overload protection: 150 % of [Max]. Easy handling without tools, the opening and closing of the jaws can be made with the lever on the upper side

AE 03

1 piece



Belt tension clamps

Opening width (inside the jaws): 0-6 mm, for tensile tests up to 500 N, thread M6. Overload protection: 150 % of [Max]. Easy handling without tools, the opening and closing of the jaws can be made with the lever on the upper side

AE 04

1 piece



Rope and thread tension clamps

Opening width (inside the jaws): 0-5 mm, for tensile tests up to 500 N, thread M6. Overload protection: 150 % of [Max]. Easy handling without tools, test item can simply be wrapped around the screw and fastened via the clamping screw

AE 05

1 piece



For Tension Tests ≤ 500 N



Cable removal clamp

Opening width (inside the jaws): 1,5-6 mm, for tensile tests up to 500 N, thread M6. Overload protection: 150 % of [Max]. Easy handling without tools, test item can simply be inserted into the appropriate recess and be tested

AE 06

1 piece



Wedge tension clamp

Opening width (inside the jaws): 0-6 mm, for tensile tests up to 500 N, thread M6. Overload protection: 150 % of [Max]. Easy handling without tools, test item can simply be inserted into the open clamp. It closes automatically during a tensile test

AE 07

1 piece



For Compression Tests ≤ 5000 N



Stainless steel pressure disc

For compression tests up to 5 kN, ø 47 mm, internal thread M6, foam rubber attachment for sensitive surfaces included in scope of delivery

AE 08

1 piece








Attachments

	Standard attachments kit for all force gauges FA, FH, FL, FC and FS, thread: M6 10–500 N	AC 43 6 items
	Standard attachments kit for force gauge FK, thread: M8 10–1000 N	AC 430 6 items
	Tensiometer attachment optional for all FK models from FK 10 up to FK 250	FK-A01 1 piece
	Tensiometer attachment for high-capacity tensile strength tests up for FK 500 and FK 1K	FK-A02 1 piece

Special Solutions

	Stainless steel handle bar with rubber grip for safe handling, AFH 04 suitable for FA, FH, FL AFK 02 suitable for FK, FC and FS	AFH 04 1 piece AFK 02 1 piece
	Stainless steel handle bar with rubber grip for FH, FL with external sensor, thread: M12	AFH 05 1 piece
	Door tester Handle (length: 300 mm) and two round force receptor plates (∅ 85 mm) as an option to FH 1K up to FH 5K for the safe testing of clamping forces (not approved to DIN 18650 or similar), up to 5 kN	AFH 03 1 piece

Interface Cables

	RS-232/PC connection cable to connect models from the SAUTER FH range to a PC	FH-A01 1 piece
	RS-232/PC connection cable to connect models from the SAUTER FL, DA and DB range to a PC	FL-A04 1 piece
	USB/PC connection cable to connect models from the SAUTER FL, DA and DB range to a PC	FL-A01 1 piece
	RS-232/PC connection cable to connect models from the SAUTER LB range to a PC	LB-A01 1 piece
	RS-232/USB adapter to connect peripheral devices with USB interface, suitable for all balances and measuring instruments with RS 232 output, scope of supply: adapter, CD with driver	AFH 12 1 piece
	RS-232 connection cable to connect models from the SAUTER FC range to a PC	FC-A01 1 piece

 <p>Adjusting program (CAL) For quick setting of the instrument's accuracy. External adjusting weight required</p>	 <p>Bluetooth* data interface To transfer data from the balance/measuring instrument to a printer, PC or other peripherals</p>	 <p>Measuring units Weighing units can be switched to e.g. non-metric. Please refer to website for more details</p>	 <p>Conformity assessment Models with type approval for construction of verifiable systems</p>
 <p>Calibration block Standard for adjusting or correcting the measuring device</p>	 <p>WIFI data interface To transfer data from the balance/measuring instrument to a printer, PC or other peripherals</p>	 <p>Measuring with tolerance range (limit-setting function) Upper and lower limiting can be programmed individually. The process is supported by an audible or visual signal, see the relevant model</p>	 <p>DAkkS calibration possible The time required for DAkkS calibration is shown in days in the pictogram</p>
 <p>Peak hold function Capturing a peak value within a measuring process</p>	 <p>Data interface infrared To transfer data from the measuring instrument to a printer, PC or other peripheral devices</p>	 <p>Protection against dust and water splashes IPxx The type of protection is shown in the pictogram cf. DIN EN 60529:2000-09, IEC 60529:1989 +A1:1999+A2:2013</p>	 <p>Factory calibration (ISO) The time required for factory calibration is specified in the pictogram</p>
 <p>Scan mode Continuous capture and display of measurements</p>	 <p>Control outputs (optocoupler, digital I/O) To connect relays, signal lamps, valves, etc.</p>	 <p>ZERO Resets the display to "0"</p>	 <p>Package shipment The time required for internal shipping preparations is shown in days in the pictogram</p>
 <p>Push and Pull The measuring device can capture tension and compression forces</p>	 <p>Analogue interface To connect a suitable peripheral device for analogue processing of the measurements</p>	 <p>Battery operation Ready for battery operation. The battery type is specified for each device</p>	 <p>Pallet shipment The time required for internal shipping preparations is shown in days in the pictogram</p>
 <p>Length measurement Captures the geometric dimensions of a test object or the movement during a test process</p>	 <p>Analogue output For output of an electrical signal depending on the load (e.g. voltage 0 V - 10 V or current 4 mA - 20 mA)</p>	 <p>Rechargeable battery pack Rechargeable set</p>	
 <p>Focus function Increases the measuring accuracy of a device within a defined measuring range</p>	 <p>Statistics Using the saved values, the device calculates statistical data, such as average value, standard deviation etc.</p>	 <p>Plug-in power supply 230V/50Hz in standard version for EU. On request GB, AUS or US version available</p>	
 <p>Internal memory To save measurements in the device memory</p>	 <p>PC Software To transfer the measurement data from the device to a PC</p>	 <p>Integrated power supply unit Integrated, 230V/50Hz in EU. More standards e.g. GB, AUS or US on request</p>	
 <p>Data interface RS-232 Bidirectional, for connection of printer and PC</p>	 <p>Printer A printer can be connected to the device to print out the measurement data</p>	 <p>Motorised drive The mechanical movement is carried out by an electric motor</p>	
 <p>Profibus For transmitting data, e.g. between scales, measuring cells, controllers and peripheral devices over long distances. Suitable for safe, fast, fault-tolerant data transmission. Less susceptible to magnetic interference</p>	 <p>Network interface For connecting the scale/measuring instrument to an Ethernet network</p>	 <p>Motorised drive The mechanical movement is carried out by a synchronous motor (stepper)</p>	
 <p>Profinet Enables efficient data exchange between decentralised peripheral devices (balances, measuring cells, measuring instruments etc.) and a control unit (controller). Especially advantageous when exchanging complex measured values, device, diagnostic and process information. Savings potential through shorter commissioning times and device integration possible</p>	 <p>KERN Communication Protocol (KCP) It is a standardized interface command set for KERN balances and other instruments, which allows retrieving and controlling all relevant parameters and functions of the device. KERN devices featuring KCP are thus easily integrated with computers, industrial controllers and other digital systems</p>	 <p>Fast-Move The total length of travel can be covered by a single lever movement</p>	
 <p>Data interface USB To connect the measuring instrument to a printer, PC or other peripheral devices</p>	 <p>GLP/ISO record keeping of measurement data with date, time and serial number. Only with SAUTER printers</p>		

*The Bluetooth® word mark and logos are registered trademarks owned by Bluetooth SIG, Inc. and any use of such marks by KERN & SOHN GmbH is under license. Other trademarks and trade names are those of their respective owners.